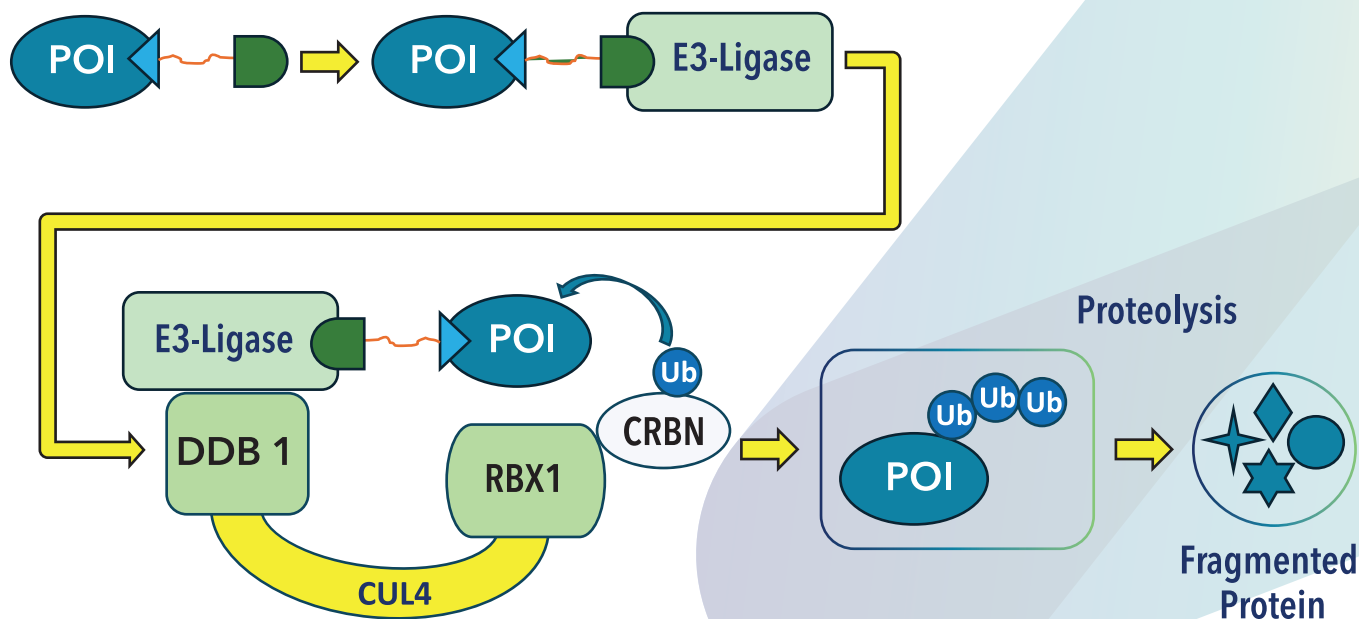




# AURIGENE

PHARMACEUTICAL SERVICES



# Aurigene PROTAC Research

**PROteolysis - Targeting Chimeras (PROTACs)** are hetero-bifunctional molecules that hijack the body's own natural protein disposal system to initiate selective degradation of the protein of interest (POI). Their novel mode of action offers the potential to target the "undruggable" proteome, which comprises of about 85% of human proteins.

The E3 ligand and POI ligand bind to their respective targets, to form a ternary complex. Once bound, an E3 and POI are in proximity, triggering the E3 to transfer multiple ubiquitin molecules from E2 to a lysine residue on the substrate of POI via the formation of a covalent bond.

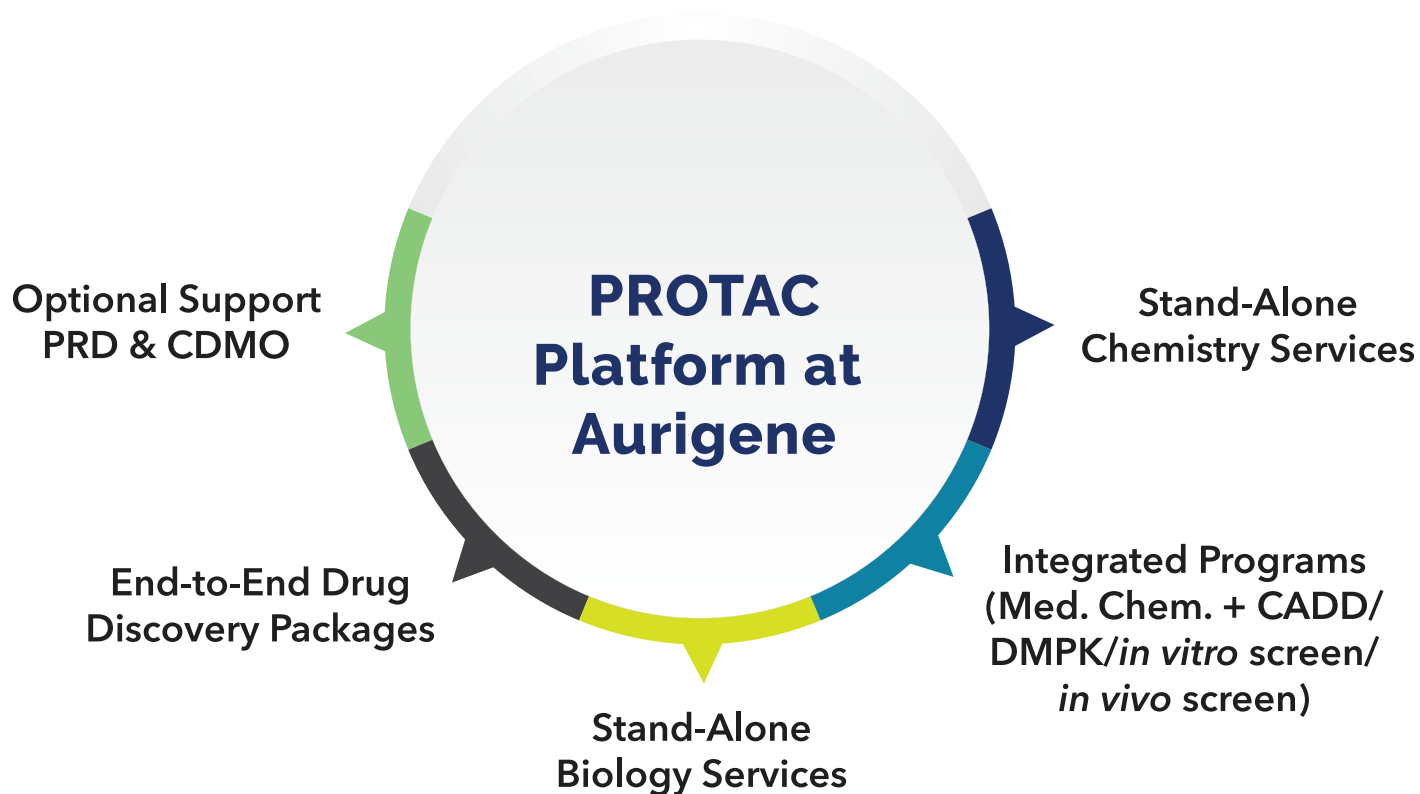
## Advantages of Protein Degradation

- Hit and run system, less toxic
- Robust, can degrade un-druggable targets
- Less chance to develop resistance
- Minimum amount to achieve efficacy


## Why Aurigene?

- 1 ~ 20 years of proven expertise in both Drug Discovery and Med. Chem. CRO
- 2 Thorough understanding (~11 years) of PROTAC-related Med. Chem. space
- 3 In-House library of Partial PROTACs (~500 no.) for rapid synthesis of analogues
- 4 Synthetic capability to rapidly progress from mg to gm scale and beyond
- 5 Experience with AUTACs, ATTECs, RIBOTACs etc.
- 6 Experience with molecular glues

## Flexible Business Models



# PROTAC Discovery at Aurigene



## Biology Understanding:

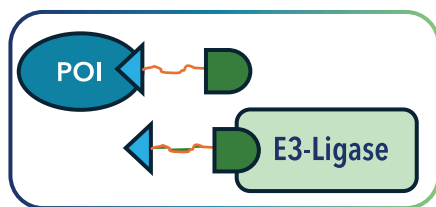
- Protein half-life
- Level and duration of knockdown
- Functional Isoform compensation
- Understand cellular E3 expression
- Understand effect of inhibition vs degradation

## Technology and Design:

- CADD based ligand identification
- Linker design (flexible vs rigid)
- AI/ML based design
- MD simulation of POI:PROTAC; E3:PROTAC and POI:PROTAC: E3 Ligase orientation space

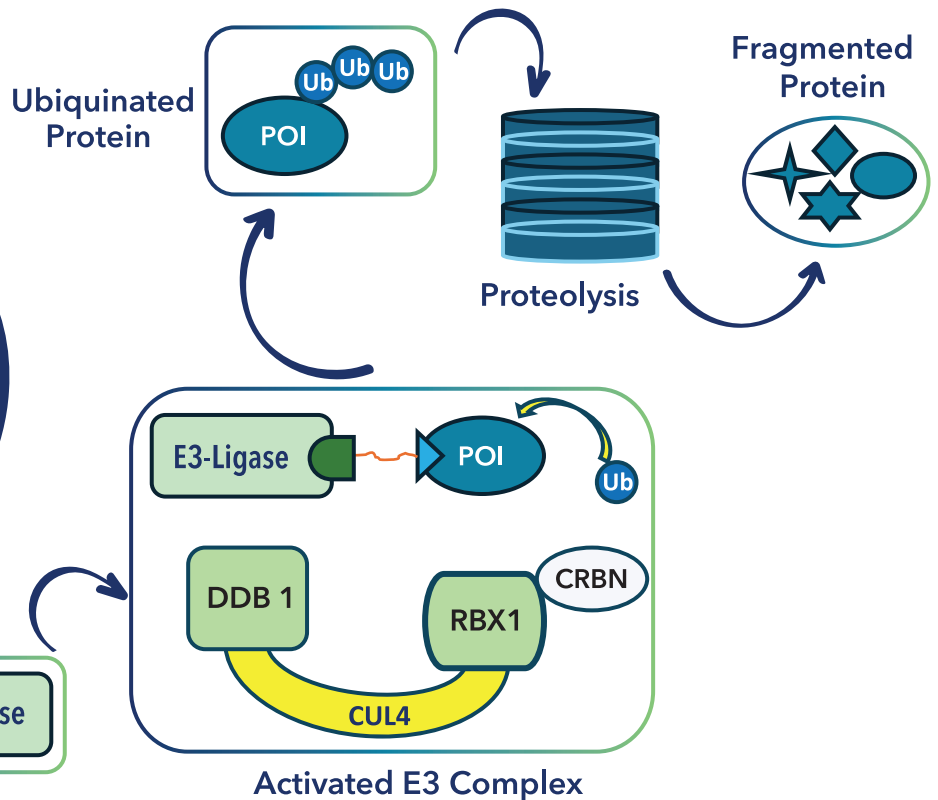
## PROTAC Synthesis

- > 10 years of expertise with PROTAC synthesis
- CRBN, VHL, MDM-2 and cIAP-based designs
- Synthesis of Molecular Glues
- In-House partial PROTAC library for rapid analoguing
- Synthesis of AUTACs, ATTECs, Oligo-PROTACs and more

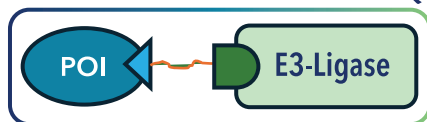


## Technology:

- Binary binding to POI/E3: FP, SPR, ITC, TSA, CETSA
- Functional binding to POI: Enzyme inhibition
- Functional binding to E3: HTRF, AlphaLISA



## Ternary Complex



## Technology:

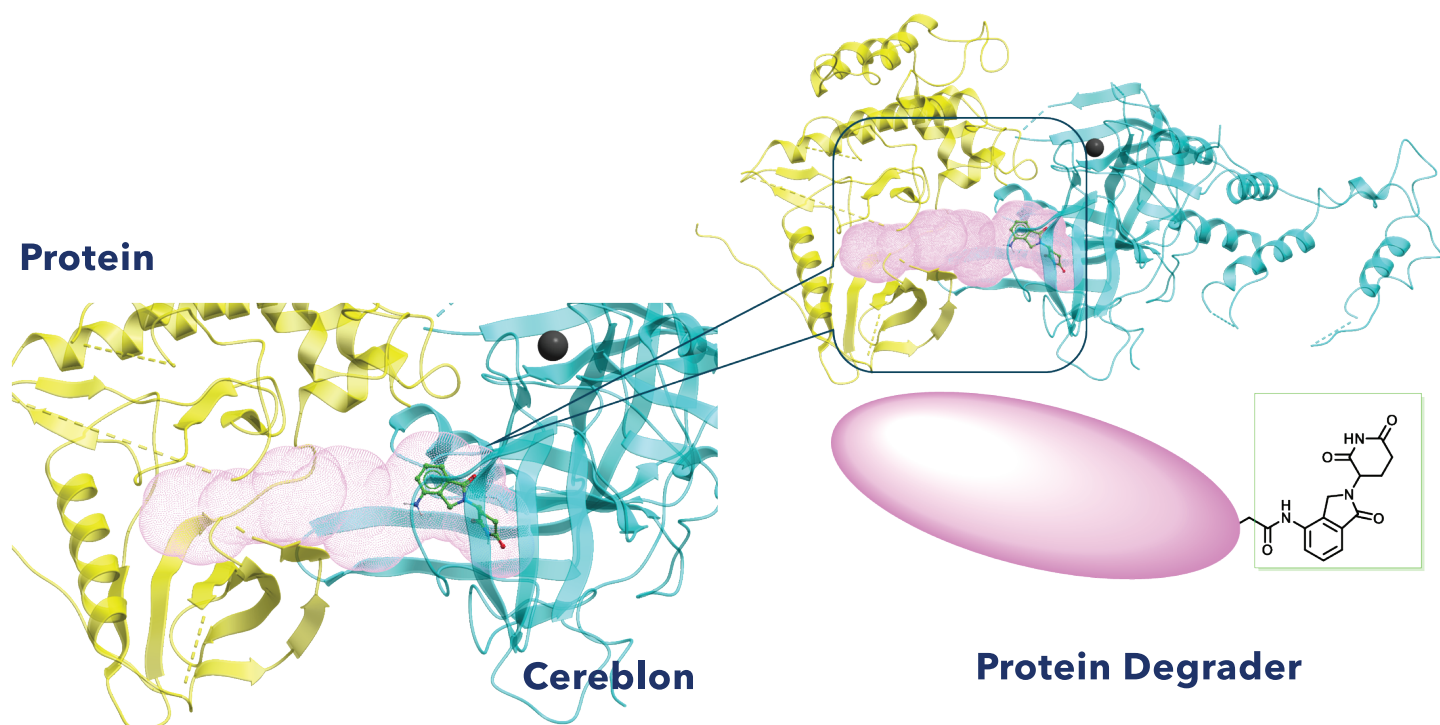
- Ternary binding to POI and E3: HTRF, NanoBRET, TR-FRET
- Ternary:Binary ratio
- Positive and negative co-operativity
- Half life of ternary complex
- Pull down in cellular context

## Technology:

- Western / Jess
- Proteasome inhibitors
- HiBiT
- AlphaLISA / HTRF

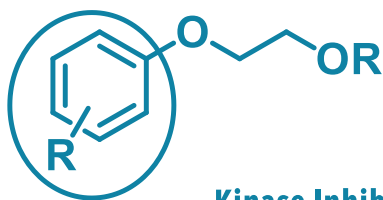
# Novel CADD-Based TPD Designs

- Advance modelling tools predicted binary (POI and E3 ligase) and ternary complex (POI, E3 ligase and TPD)
- Deep Neural Network (DNN) model predicted degradation potential of DC50  $\leq$  100 nM, Dmax  $\geq$  80%

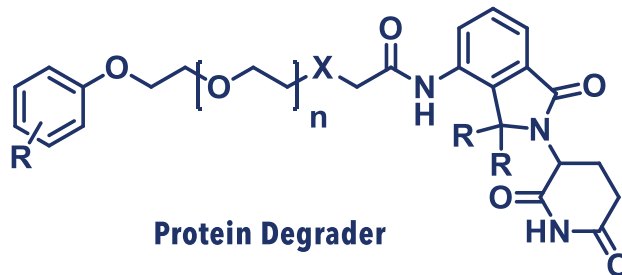


● POI   ● E3 ligase -> Cereblon   ● Modeled Protein Degradator   ● Cereblon ligand

# In vitro Biology: Inhibitor vs Degradator



**Kinase Inhibitor**

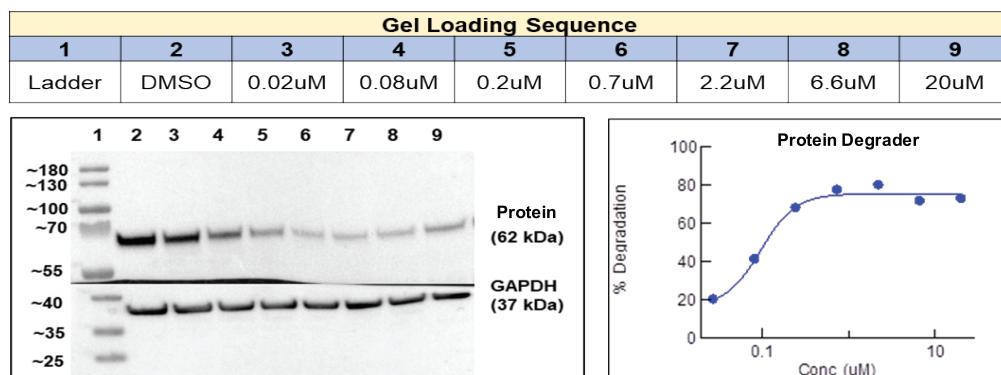
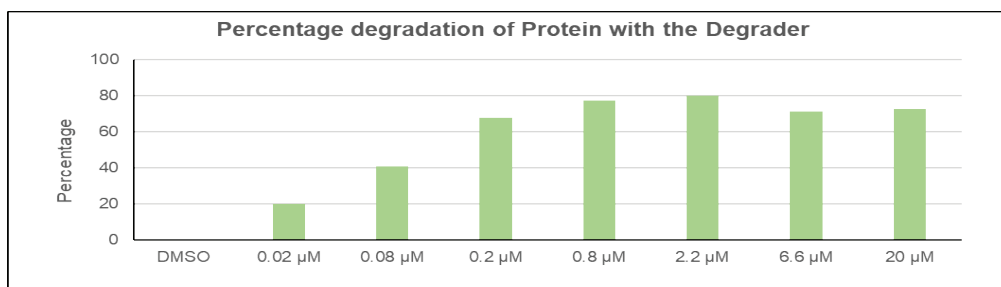
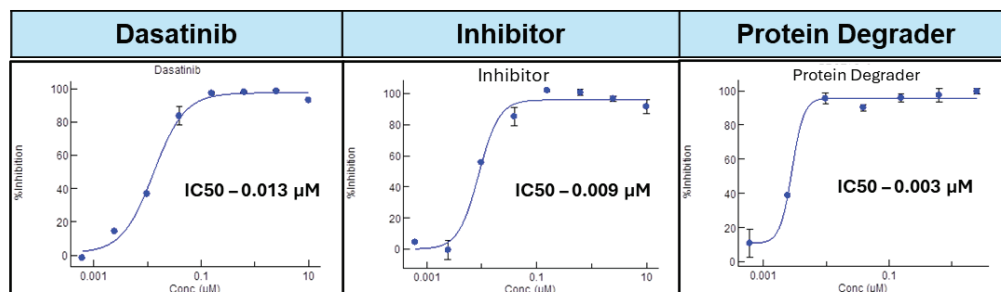


**Protein Degradator**

	IC <sub>50</sub> / DC <sub>50</sub> (μM)		
	ADP Glo	Protein NanoBRET	Western Blot
<b>Inhibitor</b>	0.009	0.67	>20
<b>Degradator</b>	0.003	1.85	0.11

	% Inhibition / degradation at top conc.		
	ADP Glo	Protein NanoBRET	Western Blot
<b>Inhibitor</b>	92	93	5
<b>Degradator</b>	100	84	73

- The inhibitor and protein degrader showed nanomolar potency in ADP Glo Assay.
- The small molecule showed IC<sub>50</sub> of 670 nM in cell based NanoBRET Target Engagement Assay, whereas the protein degrader demonstrated an IC<sub>50</sub> of 1.85 μM.
- The degrader showed dose dependent degradation of Protein in THP-1 cell line for 16 h. However, the small molecule was inactive. The tested concentrations are non cytotoxic (data supported by Cell Titer Glo assay).

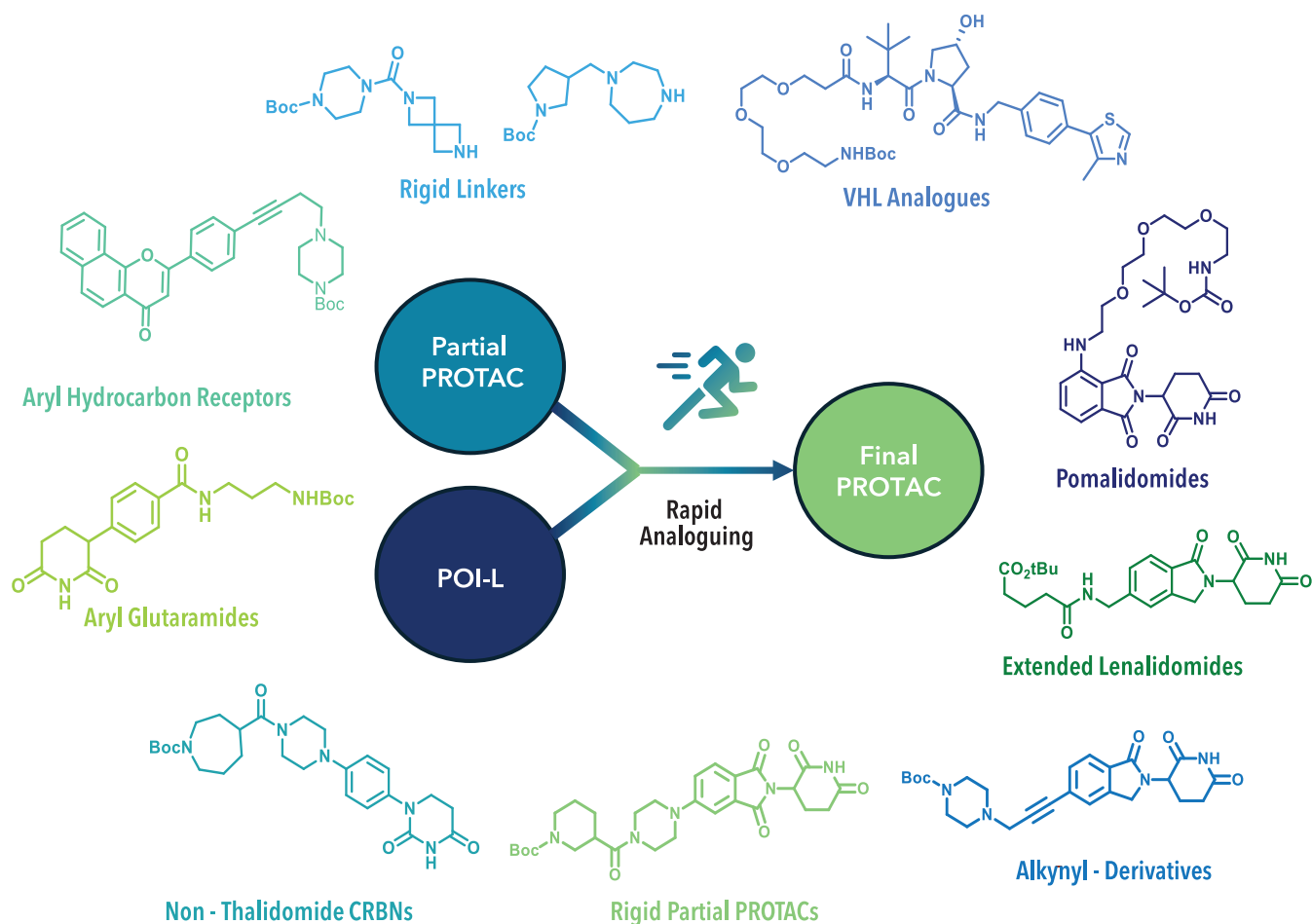


## Bottleneck

- Low permeability and metabolic stability
- Suboptimal PK parameters (Low AUC & T1/2, High CI)

# PROTAC Design using Aurigene's Partial PROTAC Library

Case Study: CADD-based design, synthesis and testing (*in vitro*, degradation, ADME & PK) of a small library in <2 months



- Linker-ligase library (~500 No)
- Rapid library synthesis
- Parallel purifications using Mass-based prep. HPLCs

## Improvement of Physicochemical Parameters

Route	Dose (mg/Kg)	C <sub>0</sub> (ng/mL)	C <sub>max</sub> (ng/mL)	AUC <sub>last</sub> (h*ng/mL)	AUC <sub>INF_Obs</sub> (h*ng/mL)	T <sub>1/2</sub> (h)	MRT (h)	Cl <sub>obs</sub> (mL/min/Kg)	%F
i.v.	1	559	-	59.5	60.1	0.15	0.09	278.7	-
SC	5	-	456	573	582	0.49	0.76	-	≥ 100

Route	Dose (mg/Kg)	C <sub>0</sub> (ng/mL)	C <sub>max</sub> (ng/mL)	AUC <sub>last</sub> (h*ng/mL)	AUC <sub>INF_Obs</sub> (h*ng/mL)	T <sub>1/2</sub> (h)	MRT (h)	Cl <sub>obs</sub> (mL/min/Kg)	%F
i.v.	1	1236	-	276.5	280	1.54	0.65	59.9	-
SC	5	-	1348	1960	1990	5.72	2.57	-	≥ 100

Code	Metabolic Stability: T <sub>1/2</sub> (min)			IC <sub>50</sub> (μM)		Protein Degradation
	MLM	RLM	HLM	ADP Glo	NanoBRET	% Degradation
Protein Degradation	3.16	< 2.0	< 2.0	0.009	1.85	DC <sub>50</sub> = 0.11 μM
NB1-033-P	22.97	9.95	6.80	0.014	0.040	59% @ 0.078 μM, Hook Effect observed at higher concentrations

Improved stability and PK parameters were observed in case of NB1-033-P. Further studies to improve the degradation potential are in progress.

## The Aurigene Advantage

### Truly Integrated Services

- Integrated discovery chemistry & Biology services (Small & large molecules)
- Early discovery to commercialization with Global regulatory & quality expertise
- Pre-formulation & formulation services, analytical & purification expertise

### Quality

- Our R&D site is US FDA inspected
- cGMP sites have multiple accreditations across globe
- All our labs are GLP approved, animal facilities are AAALAC accredited

### Intellectual Property Safety

- Your IPs stay with you! All IP generated through projects belong to our clients

### Information security

- We are ISO27001 ISMS certified

### Flexible Business Models

- Stand-Alone Chemistry Services, Mix-and Match programs (e.g. Med. Chem. + DMPK)
- End-to-End Drug Discovery Packages, Optional Support PRD & CDMO and more



Once with Aurigene, always with Aurigene!  
Our customers get a unique advantage  
of staying with us along the product lifecycle!

# Thank You



**For more information please visit**

<https://www.aurigeneservices.com/>

.....



**To place an inquiry please visit**

<https://www.aurigeneservices.com/form/contact>

.....



**Mail us at**

[contactapsl@aurigeneservices.com](mailto:contactapsl@aurigeneservices.com)



Scan this QR code to visit our website